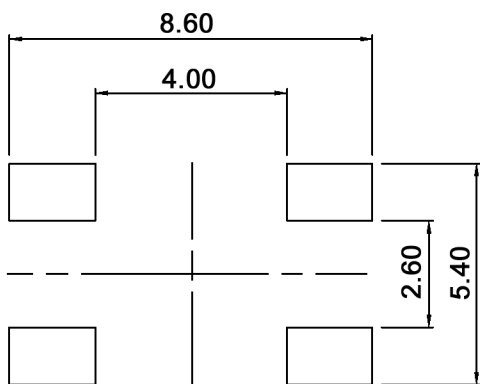
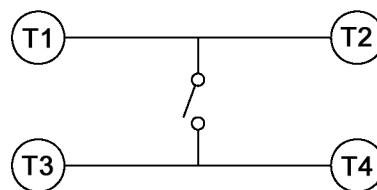


P.C.B. LAYOUT



CIRCUIT DIAGRAM



Compliance: RohS II (2011/65/EU)

Tolerances: max. ±0.20mm		Date	Name
		04/06	dr
Contact rating	03/15	dr	
Revised	05/13	dr	
Revised	03/13	dr	
Specifications	01/09	dr	
Modifications	Date	Name	

TSSE 65 x-J

knitter-switch

30 08 58

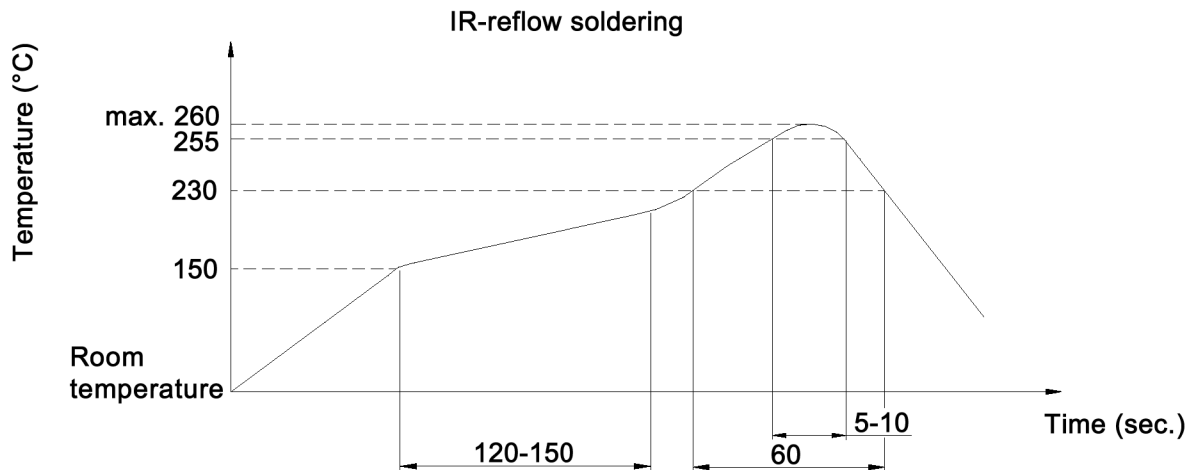
Page

1/2

Specifications:

Contact rating: 50mA, 32V DC; max. 1VA
Contact resistance: 100mOhm max.
Insulation resistance: 100MOhm min. at 500V DC
Dielectric strength: 250V, 50Hz for the duration of 1 minute
Operating temperature: -40°C to +85°C
Electrical life: min. 500 000 cycles
Operating force: N: 180 +/-50gf, brown actuator
R: 260 +/-70gf, red actuator
T: 360 +/-90gf, transparent actuator
Mounting: on pc-board - SMD
Travel: 0.45 +/-0.2mm
Packaging unit: 1 800 pcs. / reel
Sealing: IP 67
Material: Contacts: phosphor bronze, silver plated
Terminals: brass, silver plated
Cover: stainless steel
Base: high-temp. thermoplastic nylon meets UI94V-0,
washable
Stem: silicone rubber

Soldering conditions:



Compliance: RohS II (2011/65/EU)

Tolerances: max. ±0.20mm	Date	Name	TSSE 65 x-J
	04/06	dr	
			30 08 58
			Page
			2/2
Modifications	Date	Name	